



# Volumetric Fund

A Conservative Equity Fund

## Fact Sheet

June 30, 2025

### INVESTMENT OBJECTIVES / GOALS

Volumetric Fund's investment objective is capital growth. Its secondary objective is downside protection.

### PRINCIPAL INVESTMENT STRATEGIES

The Fund seeks to achieve its objective by investing primarily in a broadly diversified portfolio of large and mid-cap domestic stocks with annual revenues, at the time of purchase, over \$3 billion. The Fund generally maintains a portfolio containing a blend of value and growth stocks. The Fund invests primarily in issuers listed on the New York Stock Exchange, and to a lesser extent, in common stocks of issuers listed on NASDAQ and other exchanges. The Fund may also invest up to 15% of its net assets in exchange traded funds (ETFs).

The Fund allocates its assets between stocks, cash, and cash equivalent positions (money market) using a proprietary asset allocation formula. Under positive market conditions the Fund's total cash and money market positions are typically between 3% and 15%. Under negative market conditions the Fund's total cash and money market positions may increase up to 40%, and under extremely negative conditions to over 40%.

### FUND FACTS

|                            |                           |
|----------------------------|---------------------------|
| Ticker                     | <b>VOLMX</b>              |
| Net Assets                 | \$39,514M                 |
| Stock/ETF Holdings         | 56                        |
| Fund Type                  | US Equity                 |
| Launch Date                | 1979                      |
| Min. Initial Investment    | \$500                     |
| Min. Additional Investment | \$200                     |
| - with Auto Invest Plan    | \$100                     |
| Annual Total Expense Ratio | 1.89%                     |
| Sales Charges              | \$0                       |
| Redemption Charge          | \$0**                     |
| IRA Service Fee            | \$0                       |
| Distribution Frequency     | Annually                  |
| Investment Adviser         | Volumetric Advisers, Inc. |

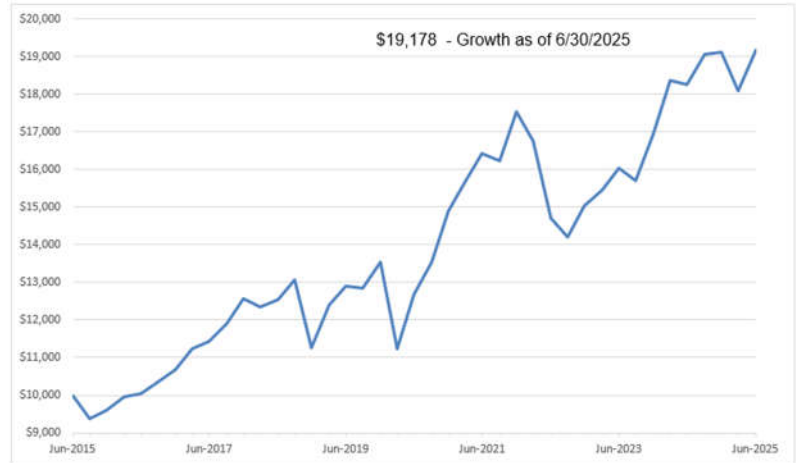
### AVERAGE ANNUALIZED TOTAL RETURNS (%)\*

As of: 6/30/25

| Years            | % Return |
|------------------|----------|
| 1 Year           | 5.02     |
| 5 Years          | 8.65     |
| 10 Years         | 6.73     |
| Inception (1979) | 8.88     |

### GROWTH OF A \$10,000 INVESTMENT\*

10 Year Growth as of June 30, 2025



### CALENDAR YEAR RETURNS SINCE INCEPTION\*

| YEAR    | % RETURN | YEAR | % RETURN |
|---------|----------|------|----------|
| 6/30/25 | 0.34     | 2001 | -4.44    |
| 2024    | 12.85    | 2000 | -1.77    |
| 2023    | 12.56    | 1999 | 5.15     |
| 2022    | -14.25   | 1998 | 10.60    |
| 2021    | 17.78    | 1997 | 18.22    |
| 2020    | 10.05    | 1996 | 15.51    |
| 2019    | 20.13    | 1995 | 17.39    |
| 2018    | -10.26   | 1994 | -2.23    |
| 2017    | 17.50    | 1993 | 2.00     |
| 2016    | 11.29    | 1992 | 10.75    |
| 2015    | -4.71    | 1991 | 35.20    |
| 2014    | 6.96     | 1990 | -5.17    |
| 2013    | 26.44    | 1989 | 15.95    |
| 2012    | 5.91     | 1988 | 19.96    |
| 2011    | 0.47     | 1987 | -1.50    |
| 2010    | 15.75    | 1986 | 7.40     |
| 2009    | 21.68    | 1985 | 31.87    |
| 2008    | -29.96   | 1984 | 6.67     |
| 2007    | 3.12     | 1983 | 18.68    |
| 2006    | 6.34     | 1982 | 16.91    |
| 2005    | 1.98     | 1981 | 17.02    |
| 2004    | 13.50    | 1980 | 37.50    |
| 2003    | 30.48    | 1979 | 16.30    |
| 2002    | -12.38   |      |          |

\*The performance data quoted represents past performance. Current performance may be lower or higher than the performance data quoted above. Past performance is no guarantee of future results. The investment return and principal value of an investment will fluctuate so that investor's shares, when redeemed, may be worth more or less than their original cost. For performance information current to the most recent month-end, please call toll-free 800-541-3863 or visit volumetric.com.

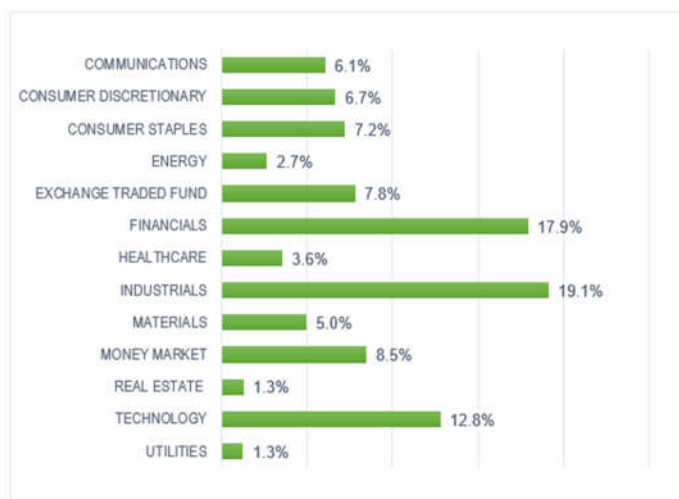
\*\*Redemptions fee is \$0, however, a 2% redemption charge may be assessed if redeemed within 7 calendar days of initial purchase.

**Volumetric Fund, Inc.,** Pearl River, New York 10965

**Phone:** 800-541-FUND or 845-623-7637 ~ **Web:** volumetric.com ~ **Email:** info@volumetric.com

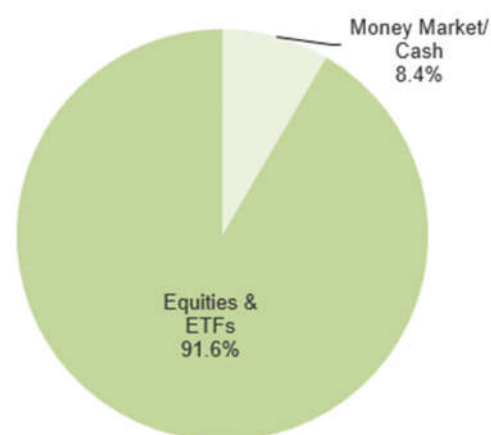
## SECTOR ALLOCATION

As of 6/30/2025



## INVESTMENT ALLOCATION

As of 6/30/2025



### TOP EQUITY HOLDINGS

### HOLDINGS %

|                        |     |
|------------------------|-----|
| SPDR S&P 500 ETF Trust | 7.8 |
| Waste Connections Inc  | 3.1 |
| Meta Platforms Inc     | 2.6 |
| ServiceNow Inc         | 2.5 |
| Pilgrim's Pride Corp   | 2.1 |
| Costco Wholesale Corp  | 2.1 |
| Emerson Electric Co    | 2.1 |
| Alphabet Inc           | 1.9 |
| Ecolab Inc             | 1.8 |
| Intuit Inc             | 1.8 |

### TOP PERFORMING EQUITIES

### UNREALIZED GAIN %

|                         |       |
|-------------------------|-------|
| Microsoft Corp          | 766.0 |
| Meta Platforms Inc      | 463.3 |
| Apple Inc               | 371.9 |
| Applied Materials Inc   | 367.3 |
| Amazon.com Inc          | 357.7 |
| Waste Connections Inc   | 326.6 |
| SPDR S&P 500 ETF Trust  | 271.3 |
| Salesforce Inc          | 190.1 |
| Raymond James Financial | 182.3 |
| Wabtec Corp             | 152.7 |

*The top holdings, industry sectors, and asset allocation are subject to change and should not be considered investment advice.*

## ACCOUNTS OFFERED

### Non-Retirement

Individual, Joint, Uniform Gift to Minors (UGMA), and Trust Accounts

### Retirement

Traditional IRA, Roth IRA, 401(k) Rollover, and Inherited IRA

### Business

Corporate, SEP IRA and SIMPLE IRA

*This information is for use with concurrent or prior delivery of a fund prospectus. Investors should consider the investment objective, risks, and charges and expenses of the Fund before investing. The prospectus contains this and other information about the Fund and should be read carefully before investing. The prospectus may be obtained at [www.volumetric.com](http://www.volumetric.com). Distributed by Ultimus Fund Distributors, LLC. (Member FINRA)*

**Important Risk Information:** Investing involves risk, including loss of principal. There is no guarantee that any investment strategy will achieve its objectives, generate profits or avoid losses. The Fund will be subject to the following principal risks: equity securities risk, growth stock risk, large cap risk, management risk, market and geopolitical risk, mid-cap risk, money market fund risk, underlying fund risk, value investing risk, and pandemic risk.



87 Violet Drive, Pearl River, New York 10965

**Phone:** 800-541-FUND or 845-623-7637 ~ **Web:** [volumetric.com](http://volumetric.com) ~ **Email:** [info@volumetric.com](mailto:info@volumetric.com)